

## FAQ











About the marks used in this website

Q. What do the marks on the product pages of the HARIO's website represent?

A. Please see below:

### ●Use classification

All of HARIO's heatproof glass products have a mandatory quality label. They are classified into four groups according to use, i.e., for boiling water, microwave, direct flame, and oven, each needs to be handled differently. When you use them, please check the following mandatory quality labels.

Marks	Mandatory quality labels	Precaution for use
	<p>For hot water</p> <p>Heatproof temperature difference 120°C</p>  <p>熱湯用</p>	<ul style="list-style-type: none"> <li>- When you heat it, remove water drops outside. When additional water is required during cooking, avoid using cold water. When the glass is hot, avoid touching it with a wet cloth or putting it on a wet place.</li> <li>- Do not use a scouring brush containing abrasive, steel wool, or coarse cleanser.</li> <li>- Do not use this product for purposes other than the designated one.</li> <li>- Do not heat it when it is empty.</li> </ul>
	<p>For microwave</p> <p>Heatproof temperature difference 120°C</p>  <p>電子レンジ用</p>	<ul style="list-style-type: none"> <li>- When you heat it, remove water drops outside. When additional water is required during cooking, avoid using cold water. When the glass is hot, avoid touching it with a wet cloth or putting it on a wet place.</li> <li>- Do not heat it when it is empty.</li> <li>- Do not use a scouring brush containing abrasive, steel wool, or coarse cleanser.</li> <li>- Do not use this product for purposes other than the designated one.</li> </ul>
	<p>For oven</p> <p>Heatproof temperature difference 120°C</p>  <p>オーブン用</p>	<ul style="list-style-type: none"> <li>- When you heat it, remove water drops outside. When additional water is required during cooking, avoid using cold water. When the glass is hot, avoid touching it with a wet cloth or putting it on a wet place.</li> <li>- Do not heat it when it is empty.</li> <li>- Do not use a scouring brush containing abrasive, steel wool, or coarse cleanser.</li> <li>- Do not use this product for purposes other than the designated one.</li> </ul>
 	<p>For direct flame</p> <p>Heatproof temperature difference 150°C</p>  <p>直火用</p>  <p>IH用</p>	<ul style="list-style-type: none"> <li>- When you heat it, remove water drops outside. When additional water is required during cooking, avoid using cold water. When the glass is hot, avoid touching it with a wet cloth or putting it on a wet place.</li> <li>- Do not heat it when it is empty.</li> <li>- Do not use a scouring brush containing abrasive, steel wool, or coarse cleanser.</li> <li>- It may suddenly boil and hot water may spurt out. Do not approach too closely while heating.</li> <li>- Place it at the center of a heating apparatus and always use a low flame.</li> <li>- Do not use this product for purposes other than the designated one.</li> </ul>

### ●Care

As HARIO's heatproof glass resists a temperature difference of 120°C, it can be washed in an electric dishwasher.

\*Due to the characteristics of the materials used in parts and components, some products are not suitable for an electric dishwasher. Please carefully read the directions for use beforehand.

